



4423 m.

## GRAN PREMIO RED BULL DE ESPAÑA

## Free Practice Nr. 4

## Classification

14

		Rider	Nation	Team	Motorcycle	Time	Lap	Total	Gap	Top Speed
1	20	<b>Fabio QUARTARARO</b>	FRA	Monster Energy Yamaha MotoGP	YAMAHA	<b>1'37.341</b>	5	15		<b>286.4</b>
2	12	<b>Maverick VIÑALES</b>	SPA	Monster Energy Yamaha MotoGP	YAMAHA	<b>1'37.391</b>	16	16	0.050 0.050	<b>286.4</b>
3	42	<b>Alex RINS</b>	SPA	Team SUZUKI ECSTAR	SUZUKI	<b>1'37.772</b>	7	12	0.431 0.381	<b>285.7</b>
4	30	<b>Takaaki NAKAGAMI</b>	JPN	LCR Honda IDEMITSU	HONDA	<b>1'37.917</b>	13	16	0.576 0.145	<b>288.0</b>
5	21	<b>Franco MORBIDELLI</b>	ITA	Petronas Yamaha SRT	YAMAHA	<b>1'38.012</b>	7	12	0.671 0.095	<b>284.2</b>
6	44	<b>Po ESPARGARO</b>	SPA	Repsol Honda Team	HONDA	<b>1'38.053</b>	12	12	0.712 0.041	<b>289.5</b>
7	36	<b>Joan MIR</b>	SPA	Team SUZUKI ECSTAR	SUZUKI	<b>1'38.079</b>	13	14	0.738 0.026	<b>284.9</b>
8	43	<b>Jack MILLER</b>	AUS	Ducati Lenovo Team	DUCATI	<b>1'38.134</b>	8	10	0.793 0.055	<b>292.6</b>
9	93	<b>Marc MARQUEZ</b>	SPA	Repsol Honda Team	HONDA	<b>1'38.149</b>	11	14	0.808 0.015	<b>288.0</b>
10	88	<b>Miguel OLIVEIRA</b>	POR	Red Bull KTM Factory Racing	KTM	<b>1'38.168</b>	7	15	0.827 0.019	<b>295.0</b>
11	33	<b>Brad BINDER</b>	RSA	Red Bull KTM Factory Racing	KTM	<b>1'38.180</b>	12	12	0.839 0.012	<b>291.1</b>
12	41	<b>Aleix ESPARGARO</b>	SPA	Aprilia Racing Team Gresini	APRILIA	<b>1'38.203</b>	5	7	0.862 0.023	<b>287.2</b>
13	63	<b>Francesco BAGNAIA</b>	ITA	Ducati Lenovo Team	DUCATI	<b>1'38.287</b>	8	14	0.946 0.084	<b>293.4</b>
14	6	<b>Stefan BRADL</b>	GER	Honda HRC	HONDA	<b>1'38.373</b>	7	15	1.032 0.086	<b>292.6</b>
15	5	<b>Johann ZARCO</b>	FRA	Pramac Racing	DUCATI	<b>1'38.430</b>	6	12	1.089 0.057	<b>295.8</b>
16	9	<b>Danilo PETRUCCI</b>	ITA	Tech 3 KTM Factory Racing	KTM	<b>1'38.760</b>	10	11	1.419 0.330	<b>286.4</b>
17	23	<b>Enea BASTIANINI</b>	ITA	Avintia Esponsorama	DUCATI	<b>1'38.862</b>	12	12	1.521 0.102	<b>286.4</b>
18	73	<b>Alex MARQUEZ</b>	SPA	LCR Honda CASTROL	HONDA	<b>1'38.966</b>	6	13	1.625 0.104	<b>287.2</b>
19	46	<b>Valentino ROSSI</b>	ITA	Petronas Yamaha SRT	YAMAHA	<b>1'39.024</b>	16	16	1.683 0.058	<b>285.7</b>
20	32	<b>Lorenzo SAVADORI</b>	ITA	Aprilia Racing Team Gresini	APRILIA	<b>1'39.062</b>	3	10	1.721 0.038	<b>284.9</b>
21	53	<b>Tito RABAT</b>	SPA	Pramac Racing	DUCATI	<b>1'39.132</b>	6	15	1.791 0.070	<b>290.3</b>
22	27	<b>Iker LECUONA</b>	SPA	Tech 3 KTM Factory Racing	KTM	<b>1'39.135</b>	6	12	1.794 0.003	<b>286.4</b>
23	10	<b>Luca MARINI</b>	ITA	SKY VR46 Avintia	DUCATI	<b>1'39.161</b>	3	12	1.820 0.026	<b>291.8</b>

Practice condition: **Dry**Air: **19°**Humidity: **35%**Ground: **39°**

<b>Fastest Lap:</b>	Lap: 5	<b>Fabio QUARTARARO</b>	<b>1'37.341</b>	163.5 Km/h
<b>Best Race Lap:</b>	2019	<b>Marc MARQUEZ</b>	<b>1'38.051</b>	162.3 Km/h
<b>All Time Lap Record:</b>	2020	<b>Maverick VIÑALES</b>	<b>1'36.584</b>	164.8 Km/h

The results are provisional until the end of the limit for protest and appeals.

Time limit for protest expires 30' after publication of the results - ..... Time: .....

These data/results cannot be reproduced, stored and/or transmitted in whole or in part by any manner of electronic, mechanical, photocopying, recording, broadcasting or otherwise now known or herein after developed without the previous express consent by the copyright owner, except for reproduction in daily press and regular printed publications on sale to the public within 60 days of the event related to those data/results and always provided that copyright symbol appears together as follows below.

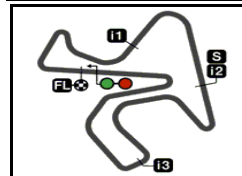
© DORNA, 2021

Official MotoGP Timing by TISSOT

www.motogp.com

Jerez de la Frontera, Saturday, May 01, 2021





4423 m.

## GRAN PREMIO RED BULL DE ESPAÑA

## Free Practice Nr. 4

## Top Speed &amp; Average

15



Rider	Nation	Motorcycle	Top 5 speeds					Average	Top
5 Johann ZARCO	FRA	DUCATI	295.8	295.8	295.0	294.2	291.8	294.1	295.8
88 Miguel OLIVEIRA	POR	KTM	295.0	289.5	289.5	288.0	287.2	289.4	295.0
63 Francesco BAGNAIA	ITA	DUCATI	293.4	292.6	292.6	291.8	291.1	292.1	293.4
6 Stefan BRADL	GER	HONDA	292.6	291.8	290.3	288.7	288.0	290.3	292.6
43 Jack MILLER	AUS	DUCATI	292.6	291.8	291.8	291.1	291.1	291.7	292.6
10 Luca MARINI	ITA	DUCATI	291.8	291.1	288.7	286.4	285.7	288.2	291.8
33 Brad BINDER	RSA	KTM	291.1	288.0	287.2	286.4	286.4	287.8	291.1
53 Tito RABAT	SPA	DUCATI	290.3	288.7	288.0	288.0	288.0	288.6	290.3
44 Pol ESPARGARO	SPA	HONDA	289.5	289.5	288.7	288.0	288.0	288.6	289.5
30 Takaaki NAKAGAMI	JPN	HONDA	288.0	288.0	288.0	287.2	286.4	287.5	288.0
93 Marc MARQUEZ	SPA	HONDA	288.0	286.4	286.4	285.7	284.9	286.3	288.0
41 Aleix ESPARGARO	SPA	APRILIA	287.2	283.4	282.7	281.9	281.2	283.3	287.2
73 Alex MARQUEZ	SPA	HONDA	287.2	287.2	286.4	286.4	285.7	286.4	287.2
9 Danilo PETRUCCI	ITA	KTM	286.4	284.2	283.4	282.7	281.9	283.4	286.4
12 Maverick VIÑALES	SPA	YAMAHA	286.4	285.7	285.7	284.9	284.9	285.5	286.4
20 Fabio QUARTARARO	FRA	YAMAHA	286.4	285.7	284.9	284.9	284.9	285.4	286.4
23 Enea BASTIANINI	ITA	DUCATI	286.4	286.4	285.7	284.9	284.9	285.4	286.4
27 Iker LECUONA	SPA	KTM	286.4	285.7	284.9	284.2	284.2	285.1	286.4
42 Alex RINS	SPA	SUZUKI	285.7	284.9	284.9	284.9	284.9	285.1	285.7
46 Valentino ROSSI	ITA	YAMAHA	285.7	284.2	284.2	282.7	281.9	283.7	285.7
32 Lorenzo SAVADORI	ITA	APRILIA	284.9	282.7	281.9	281.9	281.9	282.5	284.9
36 Joan MIR	SPA	SUZUKI	284.9	284.9	284.2	283.4	283.4	283.9	284.9
21 Franco MORBIDELLI	ITA	YAMAHA	284.2	281.9	281.9	281.9	281.2	282.2	284.2

These data/results cannot be reproduced, stored and/or transmitted in whole or in part by any manner of electronic, mechanical, photocopying, recording, broadcasting or otherwise now known or herein after developed without the previous express consent by the copyright owner, except for reproduction in daily press and regular printed publications on sale to the public within 60 days of the event related to those data/results and always provided that copyright symbol appears together as follows below.

© DORNA, 2021

Official MotoGP Timing by TISSOT  
www.motogp.com



Jerez de la Frontera, Saturday, May 01, 2021



# GRAN PREMIO RED BULL DE ESPAÑA

## Free Practice Nr. 4

### Chronological Analysis of Performances

16

\* Lap / Sector time cancelled      **T1** Time from finish line to 1st intermediate      **T3** Time from 2nd intermed. to 3rd intermed.  
**P** Crossing the finish line in pit lane      **T2** Time from 1st intermed. to 2nd intermed.      **T4** Time from 3rd intermediate to finish line  
**\*\*** Tyre data subject to further updates

Lap	Lap Time	T1	T2	T3	T4	Speed	Lap	Lap Time	T1	T2	T3	T4	Speed																																																																						
<b>1st</b>	<b>20</b>	<b>Fabio QUARTARARO</b> YAMAHA FRA Monster Energy Yamaha MotoGP						16	1'37.391	24.299	14.331	29.151	29.610	284.2																																																																					
Runs=2 Total laps=15 Full laps=9							<b>3rd</b>	<b>42</b>	<b>Alex RINS</b> SUZUKI SPA Team SUZUKI ECSTAR																																																																										
Runs=3 Total laps=12 Full laps=6							<table border="1"> <thead> <tr> <th>Run #</th><th>1</th><th>Front Tyre</th><th>Slick-Medium</th><th>Rear Tyre</th><th>Slick-Medium</th><th>Speed</th></tr> <tr> <th colspan="3"></th><th>New Tyre</th><th>New Tyre</th><th></th><th></th></tr> </thead> <tbody> <tr><td>1</td><td>2'28.440</td><td></td><td>29.795</td><td>15.160</td><td>30.496</td><td>279.0</td></tr> <tr><td>2</td><td>1'39.119</td><td></td><td>24.911</td><td>14.576</td><td>29.575</td><td>284.9</td></tr> <tr><td>3</td><td>1'38.112</td><td></td><td>24.482</td><td>14.430</td><td>29.288</td><td>284.9</td></tr> <tr><td>4</td><td>1'38.616</td><td></td><td>24.466</td><td>14.348</td><td>29.613</td><td>285.7</td></tr> <tr><td>5</td><td>1'38.052</td><td></td><td>24.500</td><td>14.395</td><td>29.221</td><td>284.2</td></tr> <tr><td>6</td><td>1'37.852</td><td></td><td>24.399</td><td>14.387</td><td>29.150</td><td>284.9</td></tr> <tr><td>7</td><td>1'37.772</td><td></td><td>24.405</td><td>14.387</td><td>29.136</td><td>284.9</td></tr> <tr><td>8</td><td>1'39.387</td><td>P</td><td>26.601</td><td>15.253</td><td>30.466</td><td>274.8</td></tr> </tbody> </table>							Run #	1	Front Tyre	Slick-Medium	Rear Tyre	Slick-Medium	Speed				New Tyre	New Tyre			1	2'28.440		29.795	15.160	30.496	279.0	2	1'39.119		24.911	14.576	29.575	284.9	3	1'38.112		24.482	14.430	29.288	284.9	4	1'38.616		24.466	14.348	29.613	285.7	5	1'38.052		24.500	14.395	29.221	284.2	6	1'37.852		24.399	14.387	29.150	284.9	7	1'37.772		24.405	14.387	29.136	284.9	8	1'39.387	P	26.601	15.253	30.466	274.8
Run #	1	Front Tyre	Slick-Medium	Rear Tyre	Slick-Medium	Speed																																																																													
			New Tyre	New Tyre																																																																															
1	2'28.440		29.795	15.160	30.496	279.0																																																																													
2	1'39.119		24.911	14.576	29.575	284.9																																																																													
3	1'38.112		24.482	14.430	29.288	284.9																																																																													
4	1'38.616		24.466	14.348	29.613	285.7																																																																													
5	1'38.052		24.500	14.395	29.221	284.2																																																																													
6	1'37.852		24.399	14.387	29.150	284.9																																																																													
7	1'37.772		24.405	14.387	29.136	284.9																																																																													
8	1'39.387	P	26.601	15.253	30.466	274.8																																																																													
<b>2nd</b>	<b>12</b>	<b>Maverick VIÑALES</b> YAMAHA SPA Monster Energy Yamaha MotoGP						<b>Run #</b>	<b>2</b>	<b>Front Tyre</b> Slick-Soft <b>Rear Tyre</b> Slick-Medium																																																																									
Runs=2 Total laps=16 Full laps=12							<table border="1"> <thead> <tr> <th>Run #</th><th>1</th><th>Front Tyre</th><th>Slick-Medium</th><th>Rear Tyre</th><th>Slick-Hard</th><th>Speed</th></tr> <tr> <th colspan="3"></th><th>New Tyre</th><th>New Tyre</th><th></th><th></th></tr> </thead> <tbody> <tr><td>9</td><td>1'51.853</td><td></td><td>31.938</td><td>15.304</td><td>32.307</td><td>280.5</td></tr> <tr><td>10</td><td>1'38.820</td><td>*</td><td>24.623</td><td>14.470</td><td>29.306*</td><td>284.2</td></tr> <tr><td>11</td><td>1'37.829</td><td>*</td><td>24.393</td><td>14.422*</td><td>29.245</td><td>285.7</td></tr> <tr><td>12</td><td>1'37.636</td><td></td><td>24.278</td><td>14.382</td><td>29.219</td><td>286.4</td></tr> <tr><td>13</td><td>1'41.487</td><td></td><td>24.537</td><td>16.537</td><td>29.880</td><td>272.7</td></tr> <tr><td>14</td><td>1'38.076</td><td></td><td>24.344</td><td>14.410</td><td>29.363</td><td>284.2</td></tr> <tr><td>15</td><td>1'37.926</td><td></td><td>24.337</td><td>14.442</td><td>29.250</td><td>283.4</td></tr> </tbody> </table>							Run #	1	Front Tyre	Slick-Medium	Rear Tyre	Slick-Hard	Speed				New Tyre	New Tyre			9	1'51.853		31.938	15.304	32.307	280.5	10	1'38.820	*	24.623	14.470	29.306*	284.2	11	1'37.829	*	24.393	14.422*	29.245	285.7	12	1'37.636		24.278	14.382	29.219	286.4	13	1'41.487		24.537	16.537	29.880	272.7	14	1'38.076		24.344	14.410	29.363	284.2	15	1'37.926		24.337	14.442	29.250	283.4							
Run #	1	Front Tyre	Slick-Medium	Rear Tyre	Slick-Hard	Speed																																																																													
			New Tyre	New Tyre																																																																															
9	1'51.853		31.938	15.304	32.307	280.5																																																																													
10	1'38.820	*	24.623	14.470	29.306*	284.2																																																																													
11	1'37.829	*	24.393	14.422*	29.245	285.7																																																																													
12	1'37.636		24.278	14.382	29.219	286.4																																																																													
13	1'41.487		24.537	16.537	29.880	272.7																																																																													
14	1'38.076		24.344	14.410	29.363	284.2																																																																													
15	1'37.926		24.337	14.442	29.250	283.4																																																																													
<b>4th</b>	<b>30</b>	<b>Takaaki NAKAGAMI</b> HONDA JPN LCR Honda IDEMITSU						<b>Run #</b>	<b>3</b>	<b>Front Tyre</b> Slick-Medium <b>Rear Tyre</b> Slick-Medium																																																																									
Runs=2 Total laps=16 Full laps=10							<table border="1"> <thead> <tr> <th>Run #</th><th>1</th><th>Front Tyre</th><th>Slick-Medium</th><th>Rear Tyre</th><th>Slick-Medium</th><th>Speed</th></tr> <tr> <th colspan="3"></th><th>New Tyre</th><th>11 Laps at start</th><th></th><th></th></tr> </thead> <tbody> <tr><td>1</td><td>2'04.276</td><td></td><td>33.920</td><td>15.755</td><td>31.721</td><td>261.5</td></tr> <tr><td>2</td><td>1'50.611</td><td>*</td><td>29.892*</td><td>16.051</td><td>33.843</td><td>252.3</td></tr> <tr><td>3</td><td>1'39.562</td><td></td><td>25.249</td><td>14.542</td><td>29.654</td><td>287.2</td></tr> <tr><td>4</td><td>1'38.677</td><td></td><td>24.852</td><td>14.439</td><td>29.382</td><td>284.9</td></tr> <tr><td>5</td><td>1'39.580</td><td></td><td>25.297</td><td>14.419</td><td>29.673</td><td>288.0</td></tr> <tr><td>6</td><td>1'38.954</td><td></td><td>24.846</td><td>14.400</td><td>29.582</td><td>288.0</td></tr> <tr><td>7</td><td>1'38.209</td><td></td><td>24.514</td><td>14.389</td><td>29.344</td><td>288.0</td></tr> <tr><td>8</td><td>1'40.079</td><td>P</td><td>26.644</td><td>15.365</td><td>30.742</td><td>272.0</td></tr> </tbody> </table>							Run #	1	Front Tyre	Slick-Medium	Rear Tyre	Slick-Medium	Speed				New Tyre	11 Laps at start			1	2'04.276		33.920	15.755	31.721	261.5	2	1'50.611	*	29.892*	16.051	33.843	252.3	3	1'39.562		25.249	14.542	29.654	287.2	4	1'38.677		24.852	14.439	29.382	284.9	5	1'39.580		25.297	14.419	29.673	288.0	6	1'38.954		24.846	14.400	29.582	288.0	7	1'38.209		24.514	14.389	29.344	288.0	8	1'40.079	P	26.644	15.365	30.742	272.0
Run #	1	Front Tyre	Slick-Medium	Rear Tyre	Slick-Medium	Speed																																																																													
			New Tyre	11 Laps at start																																																																															
1	2'04.276		33.920	15.755	31.721	261.5																																																																													
2	1'50.611	*	29.892*	16.051	33.843	252.3																																																																													
3	1'39.562		25.249	14.542	29.654	287.2																																																																													
4	1'38.677		24.852	14.439	29.382	284.9																																																																													
5	1'39.580		25.297	14.419	29.673	288.0																																																																													
6	1'38.954		24.846	14.400	29.582	288.0																																																																													
7	1'38.209		24.514	14.389	29.344	288.0																																																																													
8	1'40.079	P	26.644	15.365	30.742	272.0																																																																													
<b>Run #</b>	<b>2</b>	<b>Front Tyre</b> Slick-Medium <b>Rear Tyre</b> Slick-Soft						<b>Run #</b>	<b>2</b>	<b>Front Tyre</b> Slick-Medium <b>Rear Tyre</b> Slick-Medium																																																																									
12 Laps at start							8 Laps at start																																																																												
3 Laps at start							19 Laps at start																																																																												
13	1'42.775		28.542	14.601	29.615	283.4	9	1'50.033		31.885	15.752	31.540	30.856	266.0																																																																					
14	1'37.696		24.347	14.313	29.300	284.2	10	1'41.278		25.194	14.589	31.084	30.411	286.4																																																																					
15	1'37.600	*	24.292	14.342	29.238	283.4	11	1'38.372	*	24.510	14.494	29.289*	30.079*	284.2																																																																					
							12	1'38.435	*	24.462	14.567*	29.426	29.980	281.9																																																																					
							13	1'37.917		24.341	14.449	29.217	29.910	284.2																																																																					
							14	1'44.617		26.006	16.966	31.158	30.487	212.5																																																																					

**Fastest Lap:** Fabio QUARTARARO Monster Energy Yama FRA 1'37.341 24.242 14.349 29.071 29.679

These data/results cannot be reproduced, stored and/or transmitted in whole or in part by any manner of electronic, mechanical, photocopying, recording, broadcasting or otherwise now known or herein after developed without the previous express consent by the copyright owner, except for reproduction in daily press and regular printed publications on sale to the public within 60 days of the event related to those data/results and always provided that copyright symbol appears together as follows below.  
 © DORNA, 2021



# Free Practice Nr. 4

# MotoGP

Lap	Lap Time	T1	T2	T3	T4	Speed
15	1'39.563	24.797	14.857	29.779	30.130	281.9
16	1'38.103	24.384	14.445	29.334	29.940	285.7

Run #	1	Front Tyre	Slick-Medium	Rear Tyre	Slick-Medium
		New Tyre		4 Laps at start	
1	2'55.541	31.871	15.362	30.842	30.994 274.8
2	1'39.036	24.804	14.503	29.578	30.151 281.9
3	1'38.084	24.486	14.361	29.291	29.946 284.2
4	1'38.064	24.486	14.370	29.339	29.869 281.9
5	1'38.148	24.482	14.436	29.274	29.956 280.5
6	1'38.126 *	24.551*	14.415	29.285	29.875 281.2
7	1'38.012	24.472	14.528	29.210	29.802 280.5
8	1'38.029	24.409	14.483	29.285	29.852 276.9
9	1'38.243	24.482	14.514	29.285	29.962 279.0
10	1'38.195	24.507	14.521	29.311	29.856 280.5
11	1'38.223	24.489	14.442	29.293	29.999 281.9
12	1'52.124	29.548	17.018	34.326	31.232 199.2
	PIT	24.589	14.476	29.309	26.016 280.5

Run #	1	Front Tyre	Slick-Medium	Rear Tyre	Slick-Medium
		New Tyre		11 Laps at start	
1	2'04.349	33.342	15.656	32.057	31.900 253.5
2	1'40.651	25.774	14.673	30.072	30.132 288.0
3	1'38.695	24.687	14.534	29.502	29.972 288.0
4	1'38.718	24.724	14.506	29.544	29.944 288.7
5	1'44.441	29.205	15.002	30.049	30.185 283.4
6	1'38.307	24.685	14.410	29.428	29.784 289.5
7	1'38.401	24.573	14.431	29.403	29.994 288.0
8	1'41.752 P	28.254*	15.443	30.987	27.068 271.3

Run #	2	Front Tyre	Slick-Medium	Rear Tyre	Slick-Medium
		4 Laps at start		11 Laps at start	
9	1'54.725	34.085	17.149	32.382	31.109 207.2
10	1'42.612	25.159	16.777	30.387	30.289 250.5
11	1'43.183 *	24.573	16.256	29.827*	32.527 275.5
12	1'38.053	24.442	14.443	29.297	29.871 285.7
	unfinished	24.382	14.405		289.5

Run #	1	Front Tyre	Slick-Medium	Rear Tyre	Slick-Medium
		New Tyre		10 Laps at start	
1	1'54.426	29.906	14.992	30.630	30.848 279.7
2	1'39.464	25.024	14.541	29.744	30.155 281.9
3	1'39.058	24.695	14.390	29.557	30.416 284.9
4	1'38.662	24.680	14.442	29.432	30.108 281.9
5	1'38.157	24.502	14.441	29.227	29.987 283.4
6	1'38.107	24.504	14.403	29.193	30.007 283.4
7	1'38.258	24.537	14.424	29.229	30.068 283.4
8	1'38.651 P	26.028	14.859	30.672	27.092 277.6

Run #	2	Front Tyre	Slick-Medium	Rear Tyre	Slick-Medium
		8 Laps at start		6 Laps at start	
9	1'45.976	31.106	14.683	29.844	30.343 282.7
10	1'38.859	24.704	14.510	29.563	30.082 283.4
11	1'38.205 *	24.392	14.367	29.184*	30.262* 284.9
12	1'38.084 *	24.346	14.419*	29.221	30.098 284.2
13	1'38.079	24.392	14.381	29.268	30.038 283.4
14	1'38.208	24.411	14.469	29.195	30.133 280.5
	PIT	27.174	14.978	31.341	27.876 279.7

Run #	1	Front Tyre	Slick-Medium	Rear Tyre	Slick-Medium
		New Tyre		New Tyre	
1	2'05.815 P	32.060	15.641	30.939	27.344 287.2

Run #	2	Front Tyre	Slick-Medium	Rear Tyre	Slick-Medium
		1 Laps at start		1 Laps at start	
2	1'47.408	30.949	15.103	30.670	30.686 284.9
3	1'39.169	24.800	14.563	29.621	30.185 291.8
4	1'38.392	24.571	14.453	29.366	30.002 291.8
5	1'38.440	24.444	14.508	29.440	30.048 291.1
6	1'38.058 *	24.407	14.447	29.333*	29.871 291.1
7	1'38.429 *	24.395	14.472*	29.267	30.295 292.6
8	1'38.134	24.388	14.406	29.399	29.941 290.3
9	1'38.764	24.502	14.532	29.548	30.182 287.2
10	1'38.589	24.410	14.494	29.578	30.107 290.3
	PIT	25.058	17.092	35.410	27.806 236.3

Run #	1	Front Tyre	Slick-Medium	Rear Tyre	Slick-Medium
		New Tyre		12 Laps at start	
1	2'23.335	35.511	15.565	31.501	31.638 277.6
2	1'41.289	25.334	14.963	30.326	30.666 283.4
3	1'39.296	24.688	14.653	29.648	30.307 282.7
4	1'40.951	24.582	14.600	29.882	31.887 283.4
5	1'38.406	24.532	14.554	29.364	29.956 286.4
6	1'38.421	24.518	14.558	29.289	30.056 284.9
7	1'41.105 P	26.768	15.327	31.563	27.447 270.0

Run #	2	Front Tyre	Slick-Medium	Rear Tyre	Slick-Medium
		7 Laps at start		19 Laps at start	
8	1'52.668	31.880	17.373	32.276	31.139 195.6
9	1'43.327	25.151	16.606	31.288	30.282 247.1
10	1'43.536 *	24.475	14.580	29.481*	35.000 285.7
11	1'38.149	24.477	14.527	29.098	30.047 286.4
12	1'38.730	24.497	14.572	29.378	30.283 288.0
13	1'38.361	24.399	14.606	29.291	30.065 282.7
14	1'38.187	24.431	14.589	29.127	30.040 283.4
	PIT	27.210	15.964	32.048	27.345 255.3

**Fastest Lap:** Fabio QUARTARARO Monster Energy Yama FRA 1'37.341 24.242 14.349 29.071 29.679

These data/results cannot be reproduced, stored and/or transmitted in whole or in part by any manner of electronic, mechanical, photocopying, recording, broadcasting or otherwise now known or herein after developed without the previous express consent by the copyright owner, except for reproduction in daily press and regular printed publications on sale to the public within 60 days of the event related to those data/results and always provided that copyright symbol appears together as follows below.  
© DORNA, 2021





# Free Practice Nr. 4

# MotoGP

Lap	Lap Time	T1	T2	T3	T4	Speed	Lap	Lap Time	T1	T2	T3	T4	Speed	
<b>10th</b>	<b>88</b>	<b>Miguel OLIVEIRA</b>				KTM	POR	<b>Run # 2</b>	<b>Front Tyre</b>	<b>Slick-Medium</b>	<b>Rear Tyre</b>	<b>Slick-Hard</b>		
Red Bull KTM Factory Racing							10 Laps at start						<b>New Tyre</b>	
Runs=2 Total laps=16 Full laps=10							7	1'50.070	29.998	15.345	32.952	31.775	276.9	
<b>Run # 1</b>	<b>Front Tyre</b>	<b>Slick-Medium</b>	<b>Rear Tyre</b>	<b>Slick-Medium</b>										
5 Laps at start				12 Laps at start										
1	1'59.057	31.114	15.237	30.885	30.864	281.2	unfinished	24.968	14.642	29.484		281.9		
2	<b>1'42.307</b>	25.034	14.662	32.412	30.199	281.9								
3	<b>1'39.028</b>	24.766	14.424	29.703	30.135	289.5								
4	<b>1'47.704</b>	26.112	17.374	33.886	30.332	192.8								
5	<b>1'42.324</b>	24.588	<b>14.288</b>	30.391	33.057	<b>295.0</b>								
6	<b>1'38.384</b>	24.680	14.359	29.465	29.880	288.0								
7	<b>1'38.168</b>	24.607	14.378	<b>29.307</b>	<b>29.876</b>	289.5								
8	1'38.175	P 26.222	14.903	30.321	26.729	280.5								
<b>Run # 2</b>	<b>Front Tyre</b>	<b>Slick-Medium</b>	<b>Rear Tyre</b>	<b>Slick-Medium</b>										
13 Laps at start				20 Laps at start										
9	1'44.010	29.086	14.681	29.944	30.299	284.2								
10	<b>1'38.760</b>	24.609	14.582	29.428	30.141	285.7								
11	1'38.412	* 24.515	14.487	29.481*	29.929	285.7								
12	1'38.601	* 24.573	14.459*	29.461	30.108	287.2								
13	<b>1'38.779</b>	24.519	14.491	29.619	30.150	285.7								
14	<b>1'40.213</b>	25.735	14.554	29.766	30.158	284.9								
15	<b>1'38.313</b>	<b>24.469</b>	14.417	29.510	29.917	287.2								
	PIT	24.779	15.717	31.498	26.669	272.0								
<b>11th</b>	<b>33</b>	<b>Brad BINDER</b>				KTM	RSA	<b>Run # 1</b>	<b>Front Tyre</b>	<b>Slick-Medium</b>	<b>Rear Tyre</b>	<b>Slick-Medium</b>		
Red Bull KTM Factory Racing							8 Laps at start							
Runs=2 Total laps=13 Full laps=7							3 Laps at start							
1	2'11.599	33.050	15.442	32.296	31.054	281.9								
2	<b>1'42.249</b>	27.479	14.660	29.741	30.369	286.4								
3	<b>1'38.500</b>	24.600	14.410	29.382	30.108	288.0								
4	<b>1'38.527</b>	24.671	14.453	29.355	30.048	285.7								
5	<b>1'38.983</b>	24.496	14.684	29.543	30.260	285.7								
6	<b>1'38.271</b>	24.497	<b>14.253</b>	29.324	30.197	<b>291.1</b>								
7	1'44.572	P 32.343	16.455	29.842	25.932	286.4								
<b>Run # 2</b>	<b>Front Tyre</b>	<b>Slick-Medium</b>	<b>Rear Tyre</b>	<b>Slick-Medium</b>										
10 Laps at start				15 Laps at start										
8	1'44.905	29.627	14.756	30.018	30.504	283.4								
9	<b>1'38.579</b>	24.706	14.483	29.371	30.019	284.9								
10	1'42.869	* 25.684	14.494	29.402	33.289*	285.7								
11	1'39.038	* 24.631	14.640*	29.514	30.253	287.2								
12	<b>1'38.180</b>	24.482	14.424	<b>29.299</b>	<b>29.975</b>	285.7								
	PIT	<b>24.465</b>	14.433	36.372	27.077	284.9								
<b>14th</b>	<b>6</b>	<b>Stefan BRADL</b>				HONDA	GER	<b>Run # 1</b>	<b>Front Tyre</b>	<b>Slick-Medium</b>	<b>Rear Tyre</b>	<b>Slick-Medium</b>		
Honda HRC							10 Laps at start							
Runs=2 Total laps=15 Full laps=10							New Tyre							
1	2'04.439	31.855	15.532	31.814	31.564	274.8								
2	<b>1'42.332</b>	26.282	14.650	31.057	30.343	284.9								
3	<b>1'39.109</b>	24.800	<b>14.341</b>	29.880	30.088	<b>292.6</b>								
4	<b>1'38.998</b>	24.933	14.454	29.611	30.000	291.8								
5	<b>1'39.185</b>	24.780	14.429	29.698	30.278	288.7								
6	<b>1'38.837</b>	24.933	14.423	<b>29.406</b>	30.075	288.0								
7	<b>1'38.373</b>	24.575	14.350	29.457	<b>29.991</b>	290.3								
8	1'39.206	P 26.116	14.842	30.560	27.688	281.9								
<b>Run # 2</b>	<b>Front Tyre</b>	<b>Slick-Medium</b>	<b>Rear Tyre</b>	<b>Slick-Medium</b>										
8 Laps at start				18 Laps at start										
9	1'45.349	29.841	15.339	29.935	30.234	273.4								
10	1'38.625	* 24.583	14.400	29.497*	30.145	287.2								
11	<b>1'38.461</b>	<b>24.540</b>	14.440	29.411	30.070	287.2								
12	<b>1'46.503</b>	25.991	17.790	32.265	30.457	155.3								
13	<b>1'39.054</b>	24.722	14.552	29.635	30.145	285.7								
14	<b>1'38.834</b>	24.668	14.509	29.482	30.175	285.7								
15	1'39.838	* 24.801*	14.933	29.640	30.464	283.4								
<b>12th</b>	<b>41</b>	<b>Aleix ESPARGARO</b>				APRILIA	SPA	<b>Run # 1</b>	<b>Front Tyre</b>	<b>Slick-Medium</b>	<b>Rear Tyre</b>	<b>Slick-Medium</b>		
Aprilia Racing Team Gresini							8 Laps at start							
Runs=2 Total laps=8 Full laps=4							4 Laps at start							
1	2'23.033	28.966	15.126	30.895	31.210	280.5								
2	<b>1'39.690</b>	25.113	14.586	29.613	30.378	282.7								
3	<b>1'38.980</b>	24.765	14.515	29.448	30.252	283.4								
4	<b>1'44.022</b>	24.696	14.647	33.700	30.979	281.2								
5	<b>1'38.203</b>	<b>24.655</b>	<b>14.444</b>	<b>29.205</b>	<b>29.899</b>	<b>287.2</b>								
6	2'07.899	P 48.925*	17.376	33.968	27.630	247.1								

**Fastest Lap:** Fabio QUARTARARO Monster Energy Yama FRA **1'37.341** 24.242 14.349 29.071 29.679

These data/results cannot be reproduced, stored and/or transmitted in whole or in part by any manner of electronic, mechanical, photocopying, recording, broadcasting or otherwise now known or herein after developed without the previous express consent by the copyright owner, except for reproduction in daily press and regular printed publications on sale to the public within 60 days of the event related to those data/results and always provided that copyright symbol appears together as follows below.  
© DORNA, 2021

Official MotoGP Timing by TISSOT  
www.motogp.com



# Free Practice Nr. 4

MotoGP

Lap	Lap Time	T1	T2	T3	T4	Speed	Lap	Lap Time	T1	T2	T3	T4	Speed	
<b>15th</b>	<b>5</b>	<b>Johann ZARCO</b>				DUCATI	FRA	8	1'41.695 *	25.220	15.787	30.171 *	30.517 *	285.7
		Pramac Racing						9	1'38.869 *	<b>24.508</b>	14.647 *	29.685	<b>30.029</b>	284.2
		Runs=2		Total laps=13		Full laps=8		10	<b>1'42.184</b>	27.348	14.769	29.945	30.122	281.9
<b>Run #</b>	<b>1</b>	<b>Front Tyre</b>	<b>Slick-Medium</b>	<b>Rear Tyre</b>	<b>Slick-Medium</b>			11	<b>1'42.310</b>	24.581	14.526	29.675	33.528	284.9
		<b>New Tyre</b>		<b>12 Laps at start</b>				12	<b>1'38.862</b>	24.655	14.559	<b>29.590</b>	30.058	284.9
1	2'05.238	30.513	15.593	31.798	30.924	280.5		<b>PIT</b>	25.765	14.818	30.279	26.446	281.2	
2	<b>1'40.864</b>	25.750	14.598	30.271	30.245	291.1								
3	<b>1'38.876</b>	24.757	14.418	29.749	29.952	<b>295.8</b>								
4	<b>1'38.883</b>	24.818	14.426	<b>29.560</b>	30.079	295.0								
5	<b>1'42.349</b>	27.925	14.634	29.792	29.998	294.2								
6	<b>1'38.430</b>	24.554	<b>14.394</b>	29.579	<b>29.903</b>	295.8								
7	1'38.099 P	<b>24.519</b>	15.388	31.856	26.336	268.6								
<b>Run #</b>	<b>2</b>	<b>Front Tyre</b>	<b>Slick-Medium</b>	<b>Rear Tyre</b>	<b>Slick-Medium</b>									
		<b>7 Laps at start</b>		<b>19 Laps at start</b>										
8	1'47.516	31.077	15.060	30.744	30.635	288.0								
9	<b>1'39.946</b>	24.800	14.552	29.999	30.595	291.8								
10	1'39.459 *	24.692	14.592	29.626 *	30.549	290.3								
11	<b>1'39.789</b>	24.658	14.810	29.888 *	30.433	291.1								
12	<b>1'39.147</b>	24.621	14.538	29.736	30.252	291.8								
	<b>PIT</b>	29.504	17.598	31.765	28.453	268.6								
<b>16th</b>	<b>9</b>	<b>Danilo PETRUCCI</b>				KTM	ITA							
		Tech 3 KTM Factory Racing												
		Runs=2		Total laps=11		Full laps=7								
<b>Run #</b>	<b>1</b>	<b>Front Tyre</b>	<b>Slick-Medium</b>	<b>Rear Tyre</b>	<b>Slick-Medium</b>									
		<b>4 Laps at start</b>		<b>11 Laps at start</b>										
1	1'53.248	31.259	15.138	30.661	31.179	274.8								
2	<b>1'40.218</b>	25.057	14.667	29.928	30.566	281.2								
3	<b>1'39.307</b>	24.685	14.550	29.567	30.505	281.9								
4	<b>1'46.980</b>	25.278	14.579	29.936	37.187	283.4								
5	<b>1'39.353</b>	24.807	14.536	29.630	30.380	282.7								
6	<b>1'38.876</b>	24.633	14.517	<b>29.426</b>	<b>30.300</b>	281.9								
7	1'46.188 P	26.946	16.015	35.855	27.372	248.8								
<b>Run #</b>	<b>2</b>	<b>Front Tyre</b>	<b>Slick-Medium</b>	<b>Rear Tyre</b>	<b>Slick-Hard</b>									
		<b>11 Laps at start</b>		<b>New Tyre</b>										
8	1'41.569 P	30.346	14.815	30.118	26.290	280.5								
<b>Run #</b>	<b>3</b>	<b>Front Tyre</b>	<b>Slick-Medium</b>	<b>Rear Tyre</b>	<b>Slick-Soft</b>									
		<b>12 Laps at start</b>		<b>3 Laps at start</b>										
9	1'46.219	31.572	14.558	29.599	30.490	284.2								
10	<b>1'38.760</b>	<b>24.579</b>	<b>14.383</b>	29.477	30.321	<b>286.4</b>								
11	<b>1'40.824</b>	25.353	14.665	30.192	30.614	279.7								
<b>18th</b>	<b>73</b>	<b>Alex MARQUEZ</b>				HONDA	SPA							
		LCR Honda CASTROL												
		Runs=2		Total laps=14		Full laps=8								
<b>Run #</b>	<b>1</b>	<b>Front Tyre</b>	<b>Slick-Medium</b>	<b>Rear Tyre</b>	<b>Slick-Medium</b>									
		<b>6 Laps at start</b>		<b>12 Laps at start</b>										
1	2'00.640	30.848	15.394	31.435	31.294	279.0								
2	<b>1'40.151</b>	25.146	14.725	29.966	30.314	<b>287.2</b>								
3	<b>1'39.558</b>	24.848	14.602	29.826	30.282	286.4								
4	<b>1'39.158</b>	24.674	14.634	29.639	30.211	284.2								
5	<b>1'39.228</b>	24.681	14.558	29.719	30.270	285.7								
6	<b>1'38.966</b>	24.675	<b>14.543</b>	<b>29.540</b>	30.208	285.7								
7	1'38.002 P	26.099	14.855	30.538	26.510	286.4								
<b>Run #</b>	<b>2</b>	<b>Front Tyre</b>	<b>Slick-Medium</b>	<b>Rear Tyre</b>	<b>Slick-Medium</b>									
		<b>13 Laps at start</b>		<b>19 Laps at start</b>										
8	1'48.506	32.212	15.091	30.454	30.749	283.4								
9	<b>1'39.653</b>	24.928	14.638	29.679	30.408	284.9								
10	<b>1'39.157</b>	24.640	14.629	29.668	30.220	284.2								
11	1'39.548 *	24.722	14.586	29.838 *	30.402	284.2								
12	<b>1'39.071</b>	24.659	14.590	29.574	30.248	284.9								
13	1'39.040 *	<b>24.637</b>	14.559	29.651 *	<b>30.193</b>	287.2								
	<b>PIT</b>	26.399	14.913	30.475	26.234	284.9								
<b>19th</b>	<b>46</b>	<b>Valentino ROSSI</b>				YAMAHA	ITA							
		Petronas Yamaha SRT												
		Runs=2		Total laps=16		Full laps=11								
<b>Run #</b>	<b>1</b>	<b>Front Tyre</b>	<b>Slick-Medium</b>	<b>Rear Tyre</b>	<b>Slick-Hard</b>									
		<b>New Tyre</b>		<b>New Tyre</b>										
1	2'05.132	32.338	16.387	32.218	31.179	250.5								
2	<b>1'40.456</b>	25.440	14.743	29.893	30.380	284.2								
3	<b>1'39.347</b>	24.867	14.579	29.557	30.344	<b>285.7</b>								
4	1'39.549 *	25.204	14.593	29.505	30.247 *	284.2								
5	<b>1'39.528</b>	24.891	14.631	29.666	30.340	280.5								
6	1'44.678 P	31.629	16.202	30.875	25.972	251.7								
<b>Run #</b>	<b>2</b>	<b>Front Tyre</b>	<b>Slick-Medium</b>	<b>Rear Tyre</b>	<b>Slick-Medium</b>									
		<b>6 Laps at start</b>		<b>New Tyre</b>										
7	1'46.384	30.167	15.041	30.470	30.706	274.1								
8	<b>1'39.784</b>	24.863	14.683	29.671	30.567	279.7								
9	<b>1'39.494</b>	24.832	14.638	29.774	<b>30.250</b>	278.3								
10	<b>1'43.910</b>	27.611	14.921	30.626	30.752	279.7								
11	<b>1'39.840</b>	24.738	14.621	29.862	30.619	280.5								
12	1'39.797 *	24.757	14.580	29.557 *	30.903	281.2								
13	<b>1'39.627</b>	24.949	14.554	29.644	30.480	282.7								
14	<b>1'39.169</b>	24.861	<b>14.509</b>	<b>29.433</b>	30.366	281.9								
15	<b>1'42.382</b>	27.376	14.939	29.748	30.319	276.9								
16	<b>1'39.024</b>	<b>24.671</b>	14.519	29.554	30.280	280.5								
<b>17th</b>	<b>23</b>	<b>Enea BASTIANINI</b>				DUCATI	ITA							
		Avintia Esponsorama												
		Runs=2		Total laps=13		Full laps=7								
<b>Run #</b>	<b>1</b>	<b>Front Tyre</b>	<b>Slick-Medium</b>	<b>Rear Tyre</b>	<b>Slick-Hard</b>									
		<b>New Tyre</b>		<b>New Tyre</b>										
1	1'58.935	31.037	15.441	30.825	31.307	277.6								
2	<b>1'40.044</b>	25.026	14.705	29.928	30.385	284.9								
3	<b>1'44.422</b>	27.784	14.805	30.109	31.724	<b>286.4</b>								
4	<b>1'39.372</b>	24.887	14.631	29.788	30.066	284.2								
5	<b>1'46.394</b>	28.529	14.805	32.726	30.334	284.9								
6	1'34.770 P	24.853	<b>14.486</b>	29.829	25.602	286.4								
<b>Run #</b>	<b>2</b>	<b>Front Tyre</b>	<b>Slick-Soft</b>	<b>Rear Tyre</b>	<b>Slick-Medium</b>									
		<b>8 Laps at start</b>		<b>12 Laps at start</b>										
7	1'46.921	29.520	15.923	30.765	30.713	272.7								

**Fastest Lap:** Fabio QUARTARARO Monster Energy Yama FRA **1'37.341** 24.242 14.349 29.071 29.679

These data/results cannot be reproduced, stored and/or transmitted in whole or in part by any manner of electronic, mechanical, photocopying, recording, broadcasting or otherwise now known or herein after developed without the previous express consent by the copyright owner, except for reproduction in daily press and regular printed publications on sale to the public within 60 days of the event related to those data/results and always provided that copyright symbol appears together as follows below.  
© DORNA, 2021



# Free Practice Nr. 4

# MotoGP

Lap	Lap Time	T1	T2	T3	T4	Speed	Lap	Lap Time	T1	T2	T3	T4	Speed	
<b>20th</b>	<b>32</b>	<b>Lorenzo SAVADORI</b>				APRILIA	ITA	9	<b>1'39.751</b>	24.892	14.582	29.765	30.512	286.4
Aprilia Racing Team Gresini							10	<b>1'39.253</b>	24.710	14.639	29.640	30.264	284.2	
Runs=2 Total laps=11 Full laps=6							11	1'39.140 *	<b>24.646</b>	14.676	29.580*	30.238*	283.4	
<b>Run # 1</b>	<b>Front Tyre</b>	<b>Slick-Medium</b>	<b>Rear Tyre</b>	<b>Slick-Hard</b>										
7 Laps at start				New Tyre										
1	2'12.546	30.967	15.813	37.936	31.594	267.3								
2	<b>1'41.540</b>	25.888	15.192	30.053	30.407	278.3								
3	<b>1'39.062</b>	24.725	<b>14.478</b>	29.597	30.262	<b>284.9</b>								
4	1'39.578 *	24.901*	14.585	29.591	30.501	281.2								
5	<b>1'39.631</b>	24.745	14.576	29.794	30.516	281.9								
6	<b>1'39.816</b>	24.792	14.596	29.937	30.491	282.7								
7	1'43.801 P	27.043	15.060	34.989	26.709	281.9								
<b>Run # 2</b>	<b>Front Tyre</b>	<b>Slick-Medium</b>	<b>Rear Tyre</b>	<b>Slick-Medium</b>										
14 Laps at start				12 Laps at start										
8	1'52.655	33.592	15.484	32.563	31.016	272.0								
9	<b>1'39.145</b>	24.917	14.539	<b>29.535</b>	<b>30.154</b>	281.9								
10	<b>1'39.603</b>	<b>24.711</b>	14.665	29.623	30.604	281.2								
unfinished		24.787	14.539	281.9										

**23rd** **10** **Luca MARINI** DUCATI ITA  
SKY VR46 Avintia

Runs=2 Total laps=13 Full laps=8								
<b>Run # 1</b>	<b>Front Tyre</b>	<b>Slick-Medium</b>	<b>Rear Tyre</b>	<b>Slick-Medium</b>				
7 Laps at start				12 Laps at start				
1	2'05.599	31.300	15.602	31.793	31.096	279.7		
2	<b>1'41.037</b>	25.648	14.605	30.395	30.389	291.1		
3	<b>1'39.161</b>	24.760	<b>14.462</b>	29.744	30.195	<b>291.8</b>		
4	<b>1'39.740</b>	24.953	14.668	29.905	30.214	288.7		
5	<b>1'43.058</b>	28.017	14.671	29.978	30.392	286.4		
6	<b>1'39.267</b>	24.785	14.535	<b>29.642</b>	30.305	285.7		
7	1'49.953 P	30.998	15.097	36.703	27.155	280.5		

<b>Run # 2</b>	<b>Front Tyre</b>	<b>Slick-Medium</b>	<b>Rear Tyre</b>	<b>Slick-Medium</b>				
7 Laps at start				19 Laps at start				
8	1'46.203	29.336	15.491	30.576	30.800	281.9		
9	<b>1'39.791</b>	24.933	14.661	29.815	30.382	283.4		
10	<b>1'39.689</b>	24.882	14.750	29.843	30.214	281.2		
11	1'39.332 *	24.694	14.577	29.771*	30.290	285.7		
12	<b>1'39.271</b>	<b>24.678</b>	14.674	29.756	<b>30.163</b>	284.9		
PIT		27.849	15.419	33.854	29.162	276.2		

**21st** **53** **Tito RABAT** DUCATI SPA  
Pramac Racing

Runs=1 Total laps=16 Full laps=12						
<b>Run # 1</b>	<b>Front Tyre</b>	<b>Slick-Medium</b>	<b>Rear Tyre</b>	<b>Slick-Medium</b>		
4 Laps at start				New Tyre		
1	2'05.823	30.217	15.706	31.595	31.066	261.5
2	<b>1'41.221</b>	25.528	14.686	30.791	30.216	287.2
3	<b>1'39.881</b>	25.043	14.555	29.968	30.315	288.7
4	<b>1'39.960</b>	24.899	14.620	30.129	30.312	288.0
5	<b>1'40.383</b>	25.269	14.718	30.207	30.189	<b>290.3</b>
6	<b>1'39.132</b>	24.783	14.547	<b>29.649</b>	<b>30.153</b>	288.0
7	<b>1'39.783</b>	24.743	14.585	30.114	30.341	287.2
8	<b>1'40.086</b>	24.932	14.795	29.990	30.369	284.2
9	<b>1'40.337</b>	24.885	14.733	30.175	30.544	284.9
10	<b>1'43.718</b>	26.856	15.861	30.595	30.406	281.9
11	<b>1'39.570</b>	24.905	14.548	29.806	30.311	286.4
12	<b>1'39.339</b>	24.738	14.599	29.810	30.192	284.9
13	1'39.422 *	24.737	14.534	29.936*	30.215	286.4
14	<b>1'39.184</b>	<b>24.690</b>	14.583	29.691	30.220	286.4
15	1'39.373 *	24.783	<b>14.528</b>	29.797*	30.265	288.0
PIT		25.081	14.871	31.542	26.986	283.4

**22nd** **27** **Iker LECUONA** KTM SPA  
Tech 3 KTM Factory Racing

Runs=2 Total laps=13 Full laps=7						
<b>Run # 1</b>	<b>Front Tyre</b>	<b>Slick-Medium</b>	<b>Rear Tyre</b>	<b>Slick-Medium</b>		
4 Laps at start				15 Laps at start		
1	2'02.179	33.143	15.328	30.955	31.093	279.0
2	<b>1'40.280</b>	25.179	14.736	29.918	30.447	281.9
3	<b>1'39.789</b>	24.920	<b>14.566</b>	29.921	30.382	285.7
4	<b>1'39.353</b>	24.745	14.609	29.745	30.254	283.4
5	<b>1'39.289</b>	24.740	14.638	29.687	<b>30.224</b>	281.9
6	<b>1'39.135</b>	24.776	14.599	<b>29.516</b>	30.244	284.2
7	1'37.696 P	25.210	14.732	30.348	27.406	283.4
<b>Run # 2</b>	<b>Front Tyre</b>	<b>Slick-Medium</b>	<b>Rear Tyre</b>	<b>Slick-Medium</b>		
11 Laps at start				22 Laps at start		
8	1'47.791	30.196	15.176	31.988	30.431	214.2

**Fastest Lap:** Fabio QUARTARARO Monster Energy Yama FRA **1'37.341** 24.242 14.349 29.071 29.679

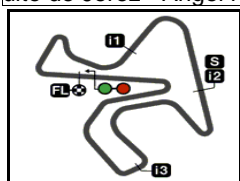
These data/results cannot be reproduced, stored and/or transmitted in whole or in part by any manner of electronic, mechanical, photocopying, recording, broadcasting or otherwise now known or herein after developed without the previous express consent by the copyright owner, except for reproduction in daily press and regular printed publications on sale to the public within 60 days of the event related to those data/results and always provided that copyright symbol appears together as follows below.  
© DORNA, 2021

Official MotoGP Timing by TISSOT  
www.motogp.com



Jerez de la Frontera, Saturday, May 01, 2021

Page 5 of 5



4423 m.

# GRAN PREMIO RED BULL DE ESPAÑA

## Free Practice Nr. 4

### Best Partial Times

# MotoGP™

*IT* Ideal Lap Time, sum of the best partial times

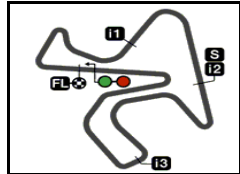
*BT* Best Lap Time

T1		T2		T3		T4						
Pos	Rider	Time	Rider	Time	Rider	Time	Rider	Time	Pos	Rider	IT	BT
1	F.QUARTARARO	24.204	B.BINDER	14.253	F.QUARTARARO	29.028	M.VIÑALES	29.610	1	F.QUARTARAR	1'37.246	1'37.341 (1)
2	M.VIÑALES	24.292	M.OLIVEIRA	14.288	M.MARQUEZ	29.098	F.QUARTARARO	29.672	2	M.VIÑALES	1'37.366	1'37.391 (2)
3	T.NAKAGAMI	24.341	M.VIÑALES	14.313	A.RINS	29.136	P.ESPARGARO	29.784	3	A.RINS	1'37.727	1'37.772 (3)
4	J.MIR	24.346	S.BRADL	14.341	M.VIÑALES	29.151	F.MORBIDELLI	29.802	4	F.MORBIDELLI	1'37.782	1'38.012 (5)
5	P.ESPARGARO	24.382	F.QUARTARARO	14.342	J.MIR	29.193	A.RINS	29.844	5	T.NAKAGAMI	1'37.857	1'37.917 (4)
6	J.MILLER	24.388	A.RINS	14.348	A.ESPARGARO	29.205	J.MILLER	29.871	6	P.ESPARGAR	1'37.868	1'38.053 (6)
7	A.RINS	24.399	F.MORBIDELLI	14.361	F.MORBIDELLI	29.210	M.OLIVEIRA	29.876	7	J.MIR	1'37.893	1'38.079 (7)
8	M.MARQUEZ	24.399	J.MIR	14.367	T.NAKAGAMI	29.217	A.ESPARGARO	29.899	8	J.MILLER	1'37.932	1'38.134 (8)
9	F.MORBIDELLI	24.409	D.PETRUCCI	14.383	J.MILLER	29.267	J.ZARCO	29.903	9	M.OLIVEIRA	1'37.940	1'38.168 (10)
10	F.BAGNAIA	24.455	T.NAKAGAMI	14.389	P.ESPARGARO	29.297	T.NAKAGAMI	29.910	10	M.MARQUEZ	1'37.980	1'38.149 (9)
11	B.BINDER	24.465	J.ZARCO	14.394	B.BINDER	29.299	F.BAGNAIA	29.954	11	B.BINDER	1'37.992	1'38.180 (11)
12	M.OLIVEIRA	24.469	P.ESPARGARO	14.405	M.OLIVEIRA	29.307	M.MARQUEZ	29.956	12	F.BAGNAIA	1'38.194	1'38.287 (13)
13	E.BASTIANINI	24.508	J.MILLER	14.406	F.BAGNAIA	29.348	B.BINDER	29.975	13	A.ESPARGAR	1'38.203	1'38.203 (12)
14	J.ZARCO	24.519	F.BAGNAIA	14.437	S.BRADL	29.406	J.MIR	29.987	14	S.BRADL	1'38.278	1'38.373 (14)
15	S.BRADL	24.540	A.ESPARGARO	14.444	D.PETRUCCI	29.426	S.BRADL	29.991	15	J.ZARCO	1'38.376	1'38.430 (15)
16	D.PETRUCCI	24.579	L.MARINI	14.462	V.ROSSI	29.433	E.BASTIANINI	30.029	16	E.BASTIANINI	1'38.613	1'38.862 (17)
17	A.MARQUEZ	24.637	L.SAVADORI	14.478	I.LECUONA	29.516	T.RABAT	30.153	17	D.PETRUCCI	1'38.688	1'38.760 (16)
18	I.LECUONA	24.646	E.BASTIANINI	14.486	L.SAVADORI	29.535	L.SAVADORI	30.154	18	V.ROSSI	1'38.863	1'39.024 (19)
19	A.ESPARGARO	24.655	V.ROSSI	14.509	A.MARQUEZ	29.540	L.MARINI	30.163	19	L.SAVADORI	1'38.878	1'39.062 (20)
20	V.ROSSI	24.671	M.MARQUEZ	14.527	J.ZARCO	29.560	A.MARQUEZ	30.193	20	A.MARQUEZ	1'38.913	1'38.966 (18)
21	L.MARINI	24.678	T.RABAT	14.528	E.BASTIANINI	29.590	I.LECUONA	30.224	21	L.MARINI	1'38.945	1'39.161 (23)
22	T.RABAT	24.690	A.MARQUEZ	14.543	L.MARINI	29.642	V.ROSSI	30.250	22	I.LECUONA	1'38.952	1'39.135 (22)
23	L.SAVADORI	24.711	I.LECUONA	14.566	T.RABAT	29.649	D.PETRUCCI	30.300	23	T.RABAT	1'39.020	1'39.132 (21)

These data/results cannot be reproduced, stored and/or transmitted in whole or in part by any manner of electronic, mechanical, photocopying, recording, broadcasting or otherwise now known or herein after developed without the previous express consent by the copyright owner, except for reproduction in daily press and regular printed publications on sale to the public within 60 days of the event related to those data/results and always provided that copyright symbol appears together as follows below.  
© DORNA, 2021







4423 m.

## GRAN PREMIO RED BULL DE ESPAÑA

### Free Practice Nr. 4

### Fastest Laps Sequence

<i>Practice Time</i>	 <i>Rider</i>	<i>Nation</i>	<i>Motorcycle</i>	<i>Time</i>	<i>Km/h</i>	<i>Rider's Lap</i>
<b>3'33.466</b>	9 Danilo PETRUCCI	ITA	KTM	<b>1'40.218</b>	158.8	2
<b>3'33.890</b>	36 Joan MIR	SPA	SUZUKI	<b>1'39.464</b>	160.0	2
<b>4'07.559</b>	42 Alex RINS	SPA	SUZUKI	<b>1'39.119</b>	160.6	2
<b>4'34.577</b>	21 Franco MORBIDELLI	ITA	YAMAHA	<b>1'39.036</b>	160.7	2
<b>4'40.359</b>	20 Fabio QUARTARARO	FRA	YAMAHA	<b>1'37.695</b>	162.9	2
<b>7'55.143</b>	20 Fabio QUARTARARO	FRA	YAMAHA	<b>1'37.377</b>	163.5	4
<b>9'32.484</b>	20 Fabio QUARTARARO	FRA	YAMAHA	<b>1'37.341</b>	163.5	5

These data/results cannot be reproduced, stored and/or transmitted in whole or in part by any manner of electronic, mechanical, photocopying, recording, broadcasting or otherwise now known or herein after developed without the previous express consent by the copyright owner, except for reproduction in daily press and regular printed publications on sale to the public within 60 days of the event related to those data/results and always provided that copyright symbol appears together as follows below.

© DORNA, 2021

Official MotoGP Timing by **TISSOT**  
www.motogp.com

Jerez de la Frontera, Saturday, May 01, 2021

